

City of Regina Map with Dewdney East Highlighted

Introduction

The neighbourhood profiles provide demographic and household information from the Census. The data was obtained from Statistics Canada through the community data program and compiled by the City of Regina.

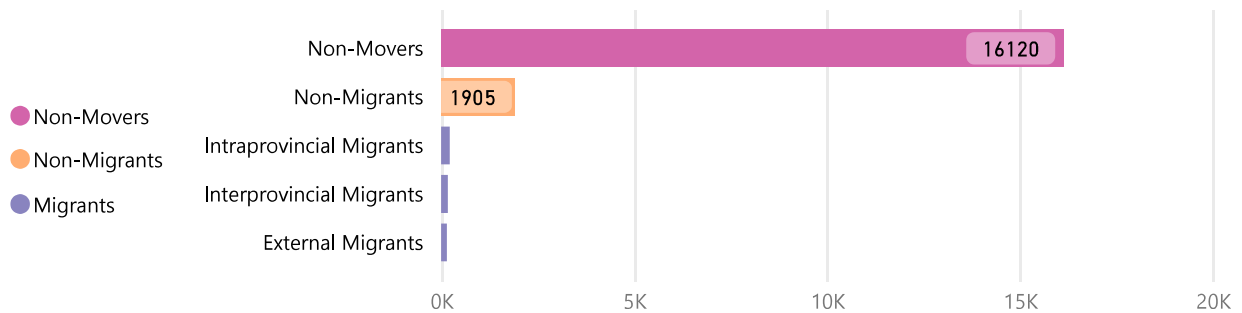
Population

Total Population, 2016
18740

Total Population, 2021
18715

% Population Change
-0.13%

Population By Mobility, 1 Year Ago



Mobility Status 1 Year Ago

Pop. Mobility Category	Population	Percentage
External Migrants	145	0.78%
Interprovincial Migrants	165	0.89%
Intraprovincial Migrants	215	1.16%
Non-Migrants	1905	10.27%
Non-Movers	16120	86.90%
Total	18550	100.00%

Avg Age
37.10

Median Age
36.00

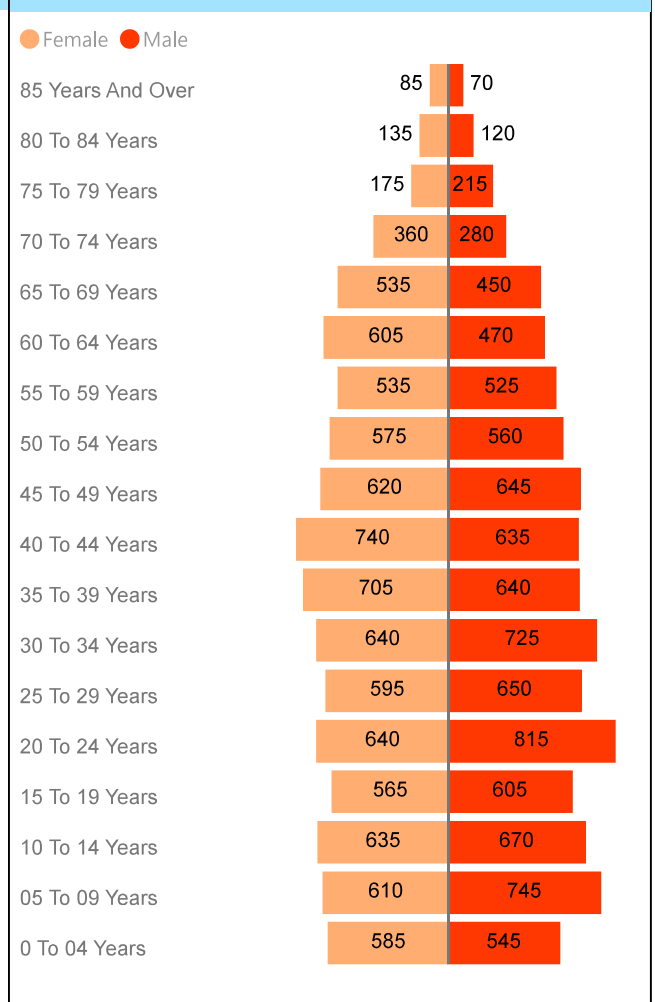
Avg Age (F)
38.10

Median Age (F)
37.60

Avg Age (M)
36.20

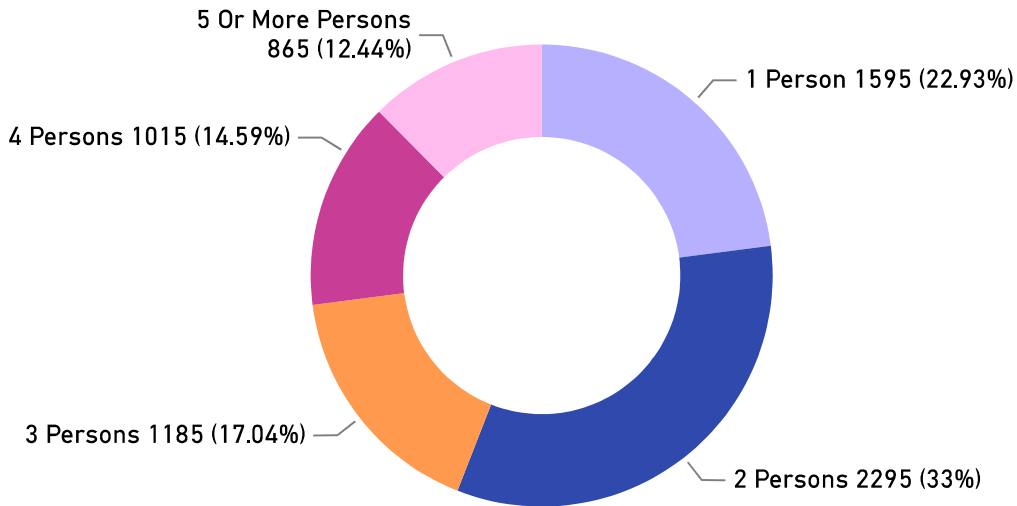
Median Age (M)
34.40

Population, by Age Structure

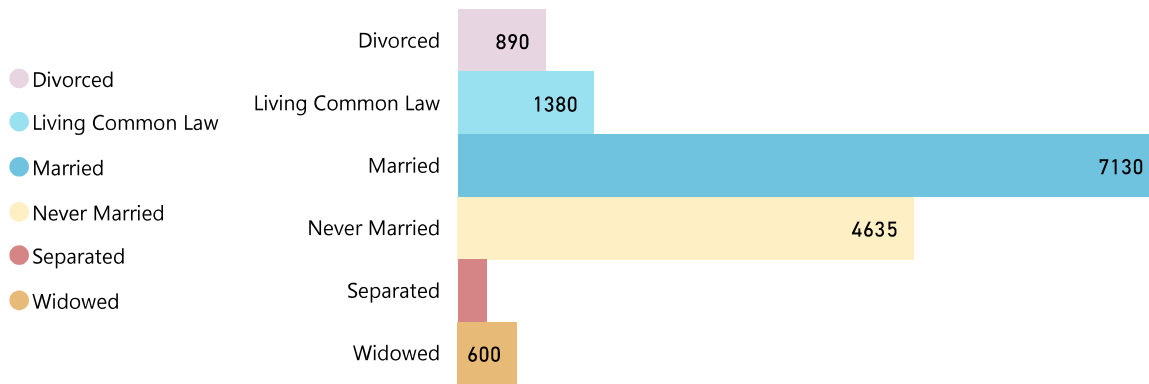


Living Arrangements

Private Households By Household Size



Marital Status For The Population Aged 15 Years And Over In Private Households

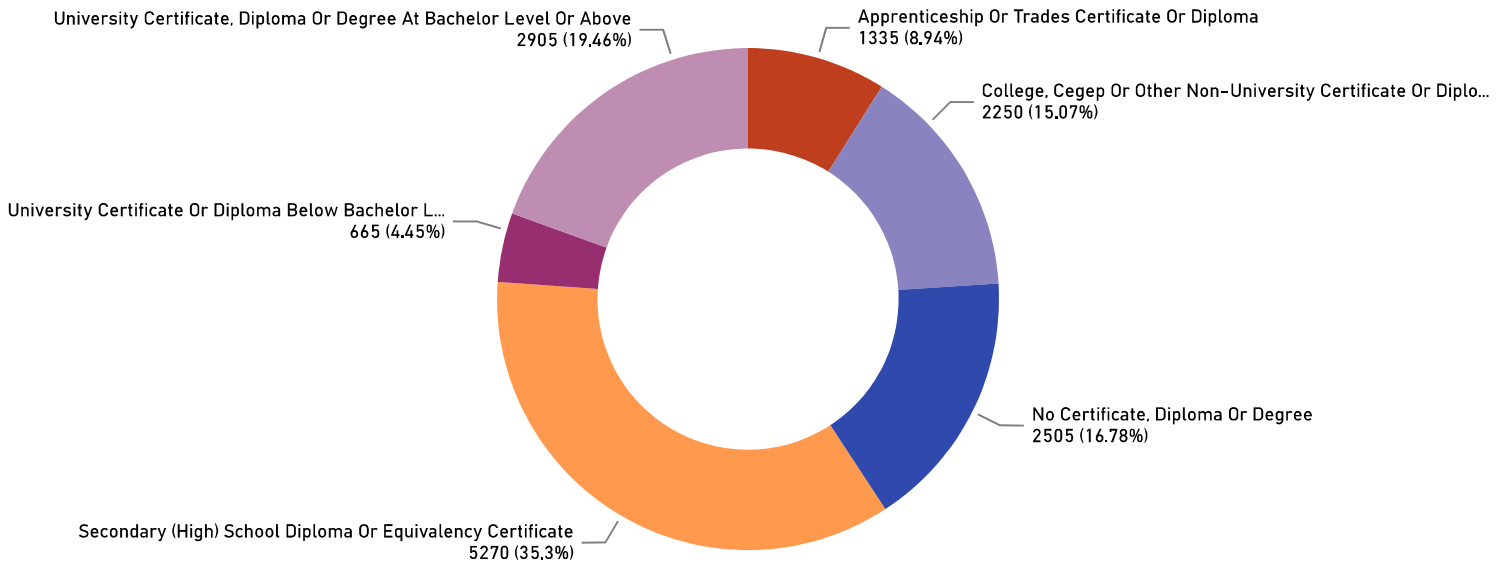


Marital Status For The Population Aged 15 Years And Over In Private Households

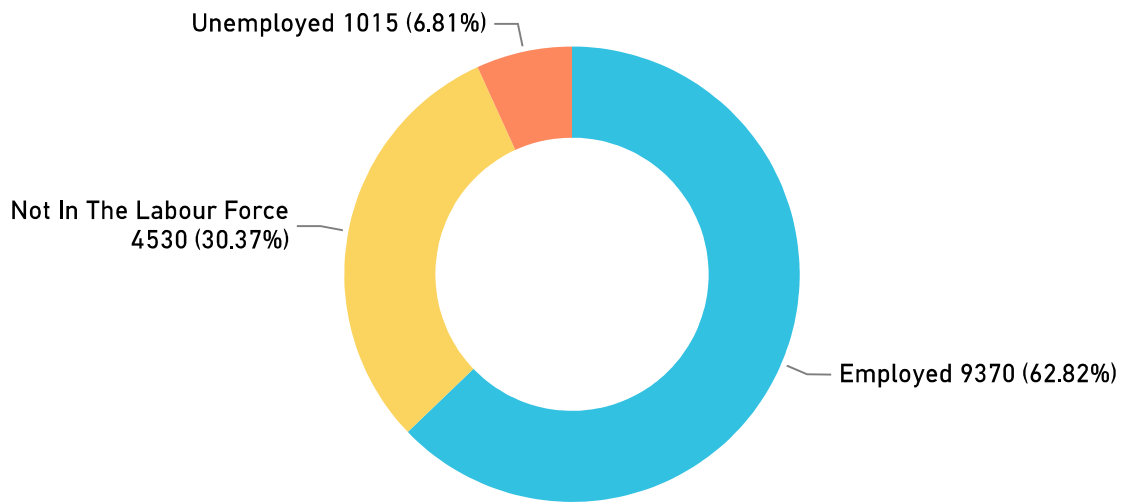
Marital Status	Population	Percent
Divorced	890	5.96%
Living Common Law	1380	9.25%
Married	7130	47.77%
Never Married	4635	31.06%
Separated	290	1.94%
Widowed	600	4.02%

Education, Employment, Income

Highest Certificate, Diploma Or Degree For The Population Aged 15 Years And Over In Private Households

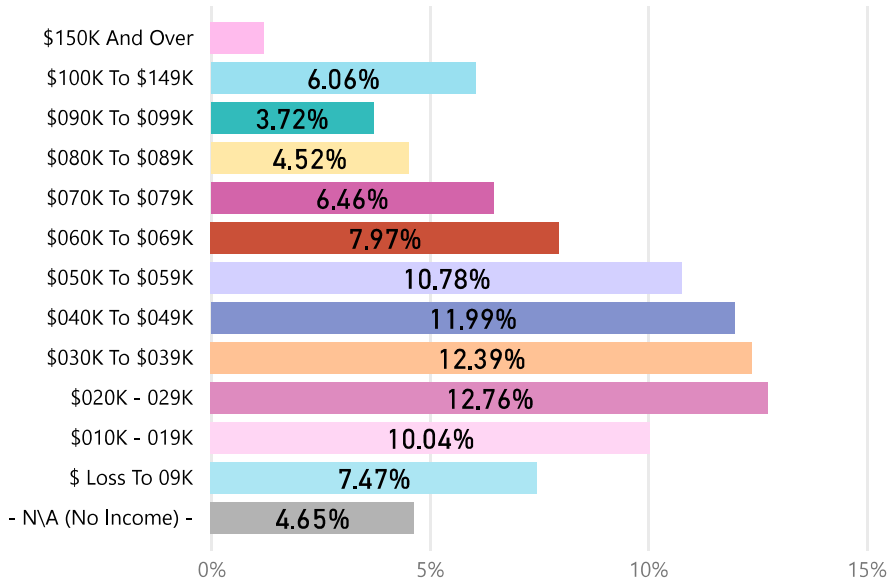


Population Aged 15 Years And Over By Labour Force Status



Education, Employment, Income

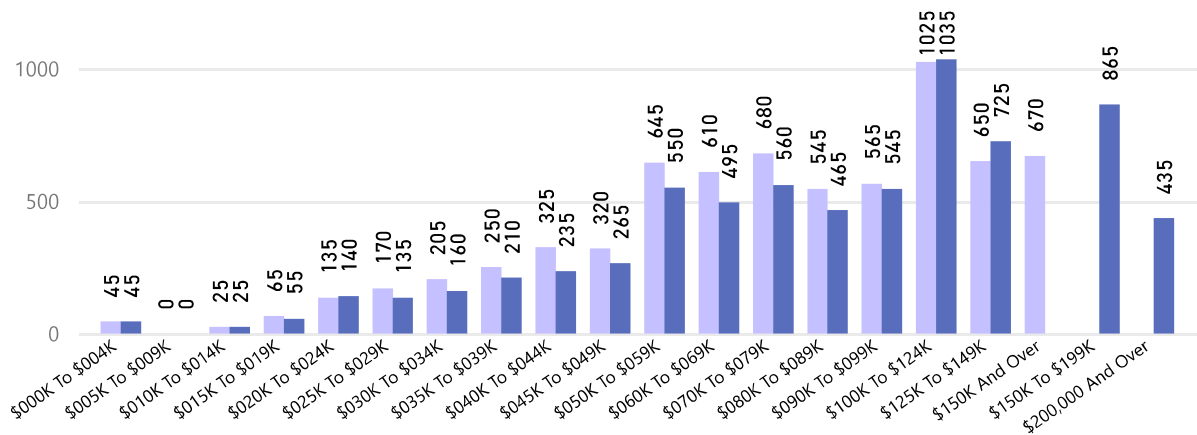
Income Groups In 2020 For The Population Aged 15 Years And Over In Private Households



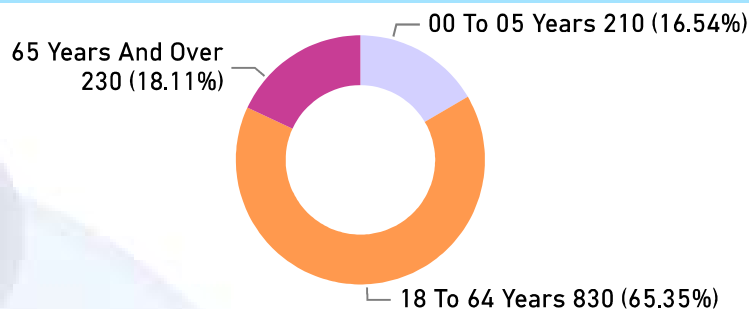
Household Income	101.90K
Average Pretax Income	
Household Income	87.40K
Average After-Tax Income	
Household Income	92.00K
Median Pre-Tax Income	
Household Income	79.50K
Median After-Tax Income	

Household Total Income Groups In 2020 For Private Households (Pre & Post Tax)

Private Households, After- Tax Income (Light Blue) Private Households, Pretax Income (Dark Blue)

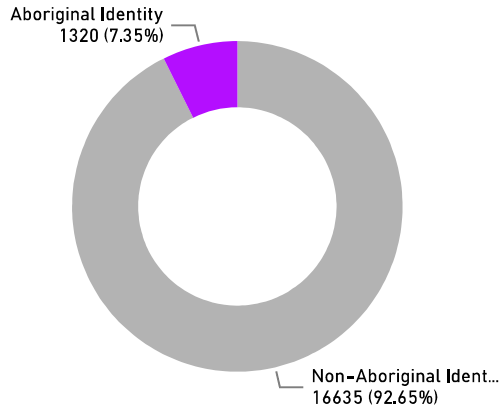


Population, By Age Group, With After Tax Income Below The Low Income Measure

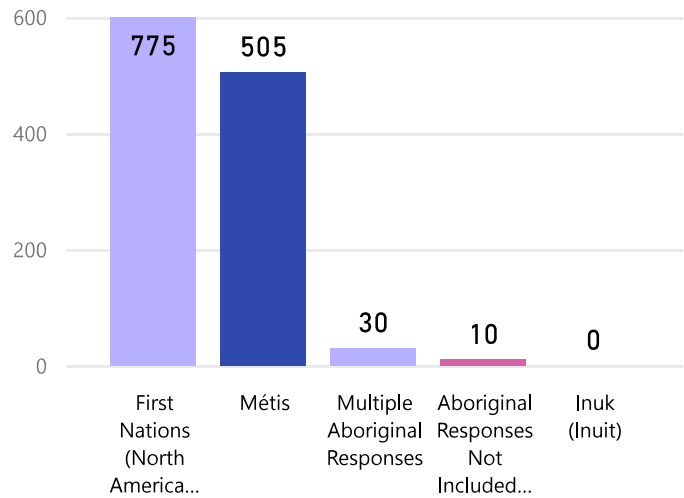


Diversity

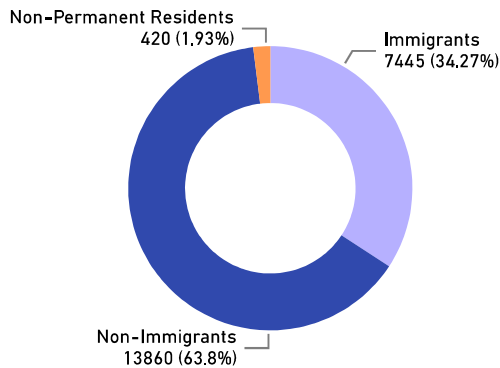
Population By Aboriginal Identity



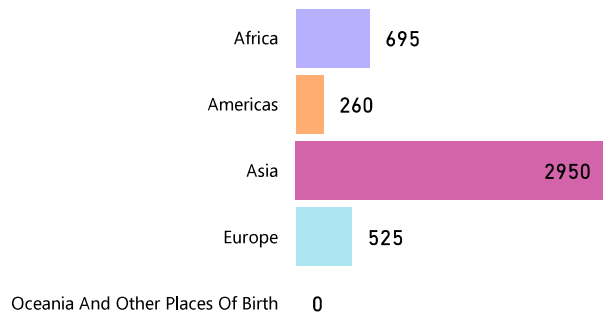
Population By Aboriginal Identity



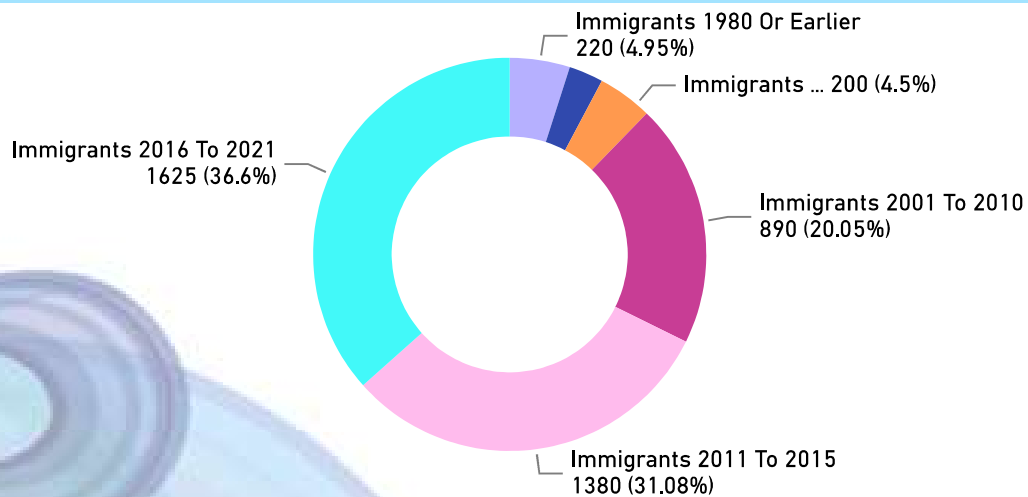
Population By Immigration Category



Immigrant Population By Region of Birth

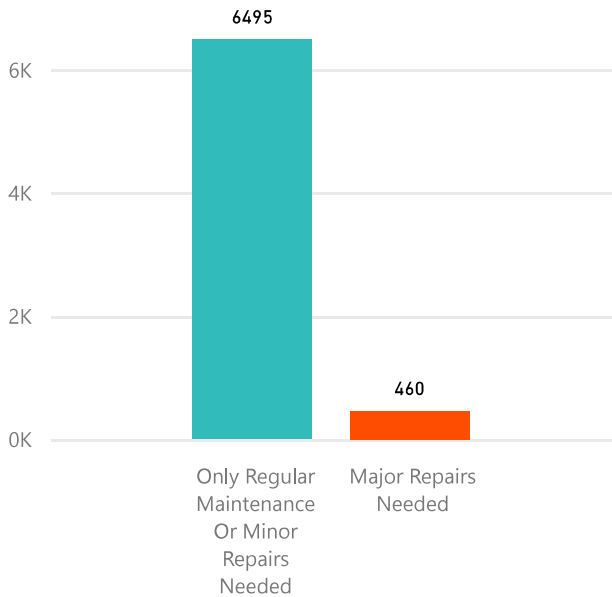


Immigrant Population By Year Of Immigration

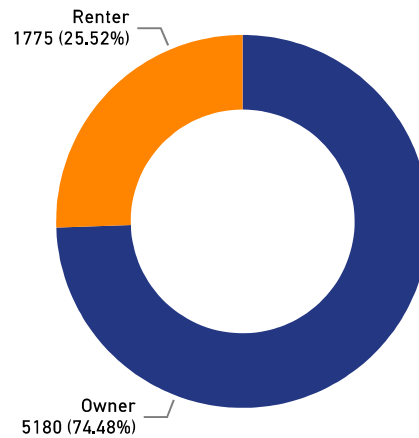


Housing

Private Dwellings Requiring Repairs



Private Dwellings By Tenure



Percent Of Owner Households Spending 30% Or More Of Household Income On Shelter

10.30%

% of Owner Households

Percent Of Tenant (Renter) Households Spending 30% Or More Of Household Income On Shelter

26.10%

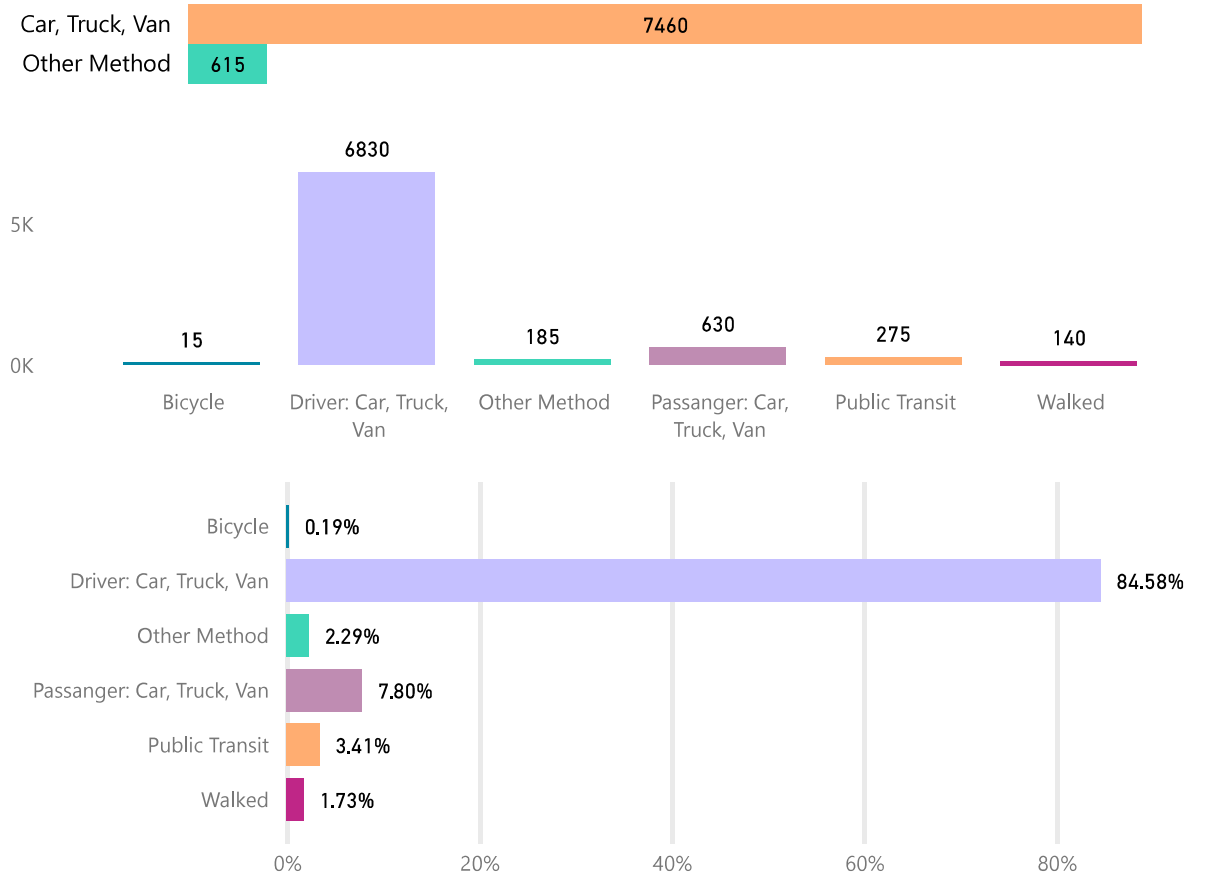
% of Tenant Households

Private Dwellings By Structure Type

Structure Type	Dwellings
Single-Detached House	4685
Apartment In A Building That Has Fewer Than Five Storeys	905
Row House	600
Semi-Detached House	345
Movable Dwelling	160
Apartment In A Building That Has Five Or More Storeys	130
Apartment Or Flat In A Duplex	130
Other Single-Attached House	0
Total	6955

Transportation

Main Mode Of Commuting For The Employed Labour Force Aged 15 Years And Over In Private Households With A Usual Place Of Work Or No Fixed Workplace Address



Commutate Method	Commutate Subtype	Population	%
Other Method	Bicycle	15	0.19%
Car, Truck, Van	Driver: Car, Truck, Van	6830	84.58%
Other Method	Other Method	185	2.29%
Car, Truck, Van	Passanger: Car, Truck, Van	630	7.80%
Other Method	Public Transit	275	3.41%
Other Method	Walked	140	1.73%
Total		8075	100.00%

Notes

- 1) The source of all information in this section of the Neighbourhood Profiles is from Statistics Canada, Census of Population.
- 2) To ensure confidentiality, Statistics Canada has rounded the values of the data either up or down to a multiple of 5 or 10.
- 3) The percentages in some of the tables and figures have been rounded and may not add to 100%.
- 4) All of the figures except the total population and the breakdown by age and sex are based on the population living in private dwellings, that is, not in collective dwellings. Collective dwellings include rooming houses, hotels, motels, nursing homes, hospitals, staff residences, group homes, and corrections facilities.
- 5) For definitions, see 2021 Statistics Canada Census Dictionary
<https://www12.statcan.gc.ca/census-recensement/2021/ref/dict/index-eng.cfm>

