

City of Regina Map with Twin Lakes Highlighted

Introduction

The neighbourhood profiles provide demographic and household information from the Census. The data was obtained from Statistics Canada through the community data program and compiled by the City of Regina.



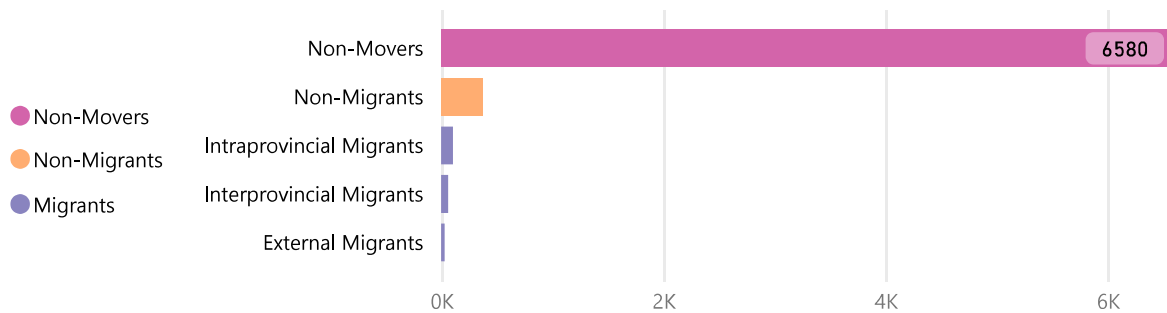
Population

Total Population, 2016
7035

Total Population, 2021
7280

% Population Change
3.48%

Population By Mobility, 1 Year Ago



Mobility Status 1 Year Ago

Pop. Mobility Category	Population	Percentage
External Migrants	30	0.42%
Interprovincial Migrants	60	0.84%
Intraprovincial Migrants	105	1.47%
Non-Migrants	375	5.24%
Non-Movers	6580	92.03%
Total	7150	100.00%

Avg Age
38.10

Median Age
38.40

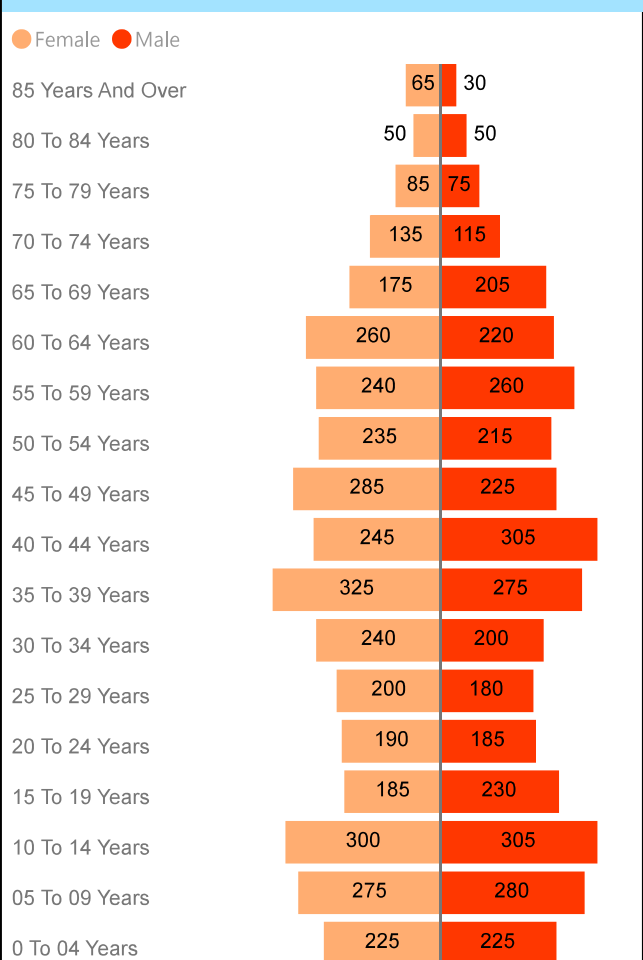
Avg Age (F)
38.80

Median Age (F)
38.80

Avg Age (M)
37.50

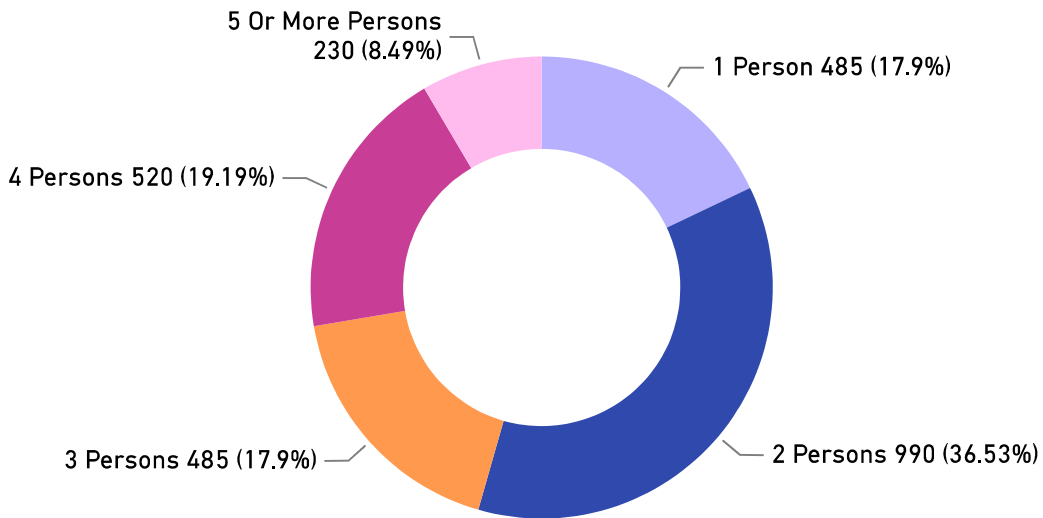
Median Age (M)
38.00

Population, by Age Structure

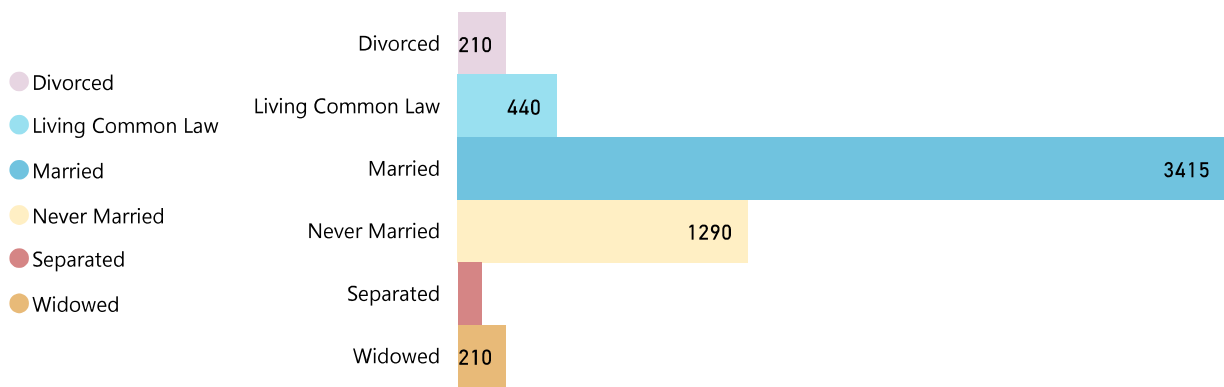


Living Arrangements

Private Households By Household Size



Marital Status For The Population Aged 15 Years And Over In Private Households

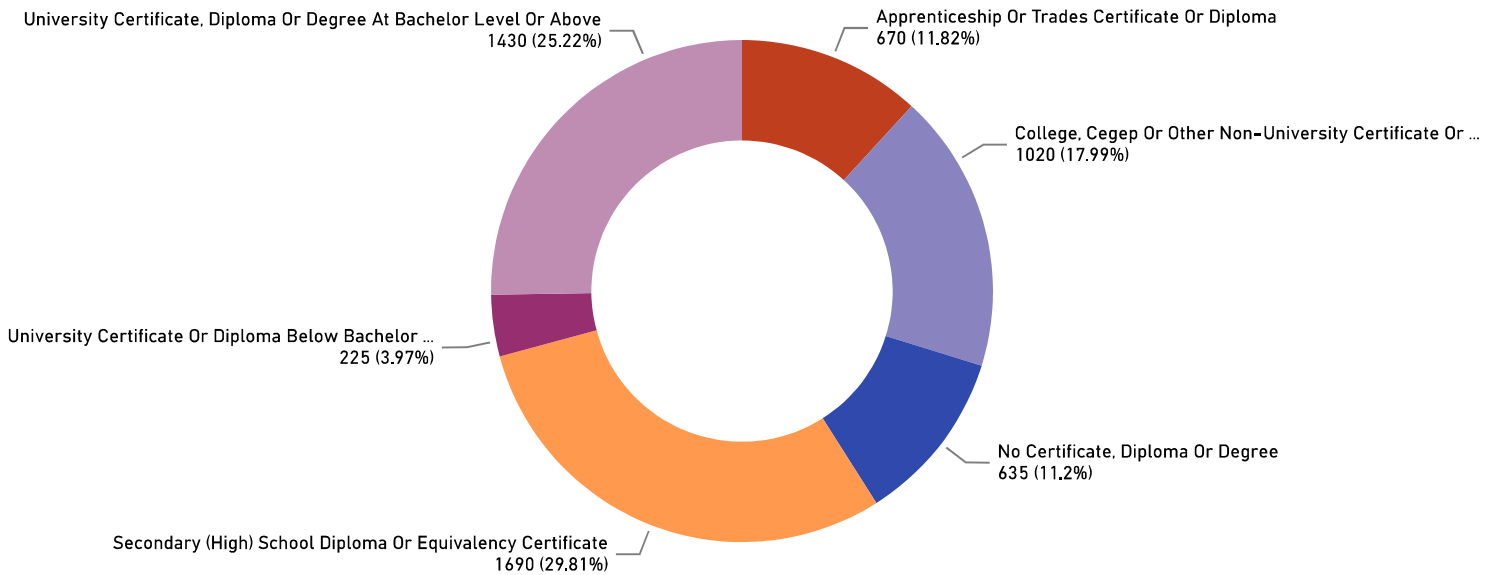


Marital Status For The Population Aged 15 Years And Over In Private Households

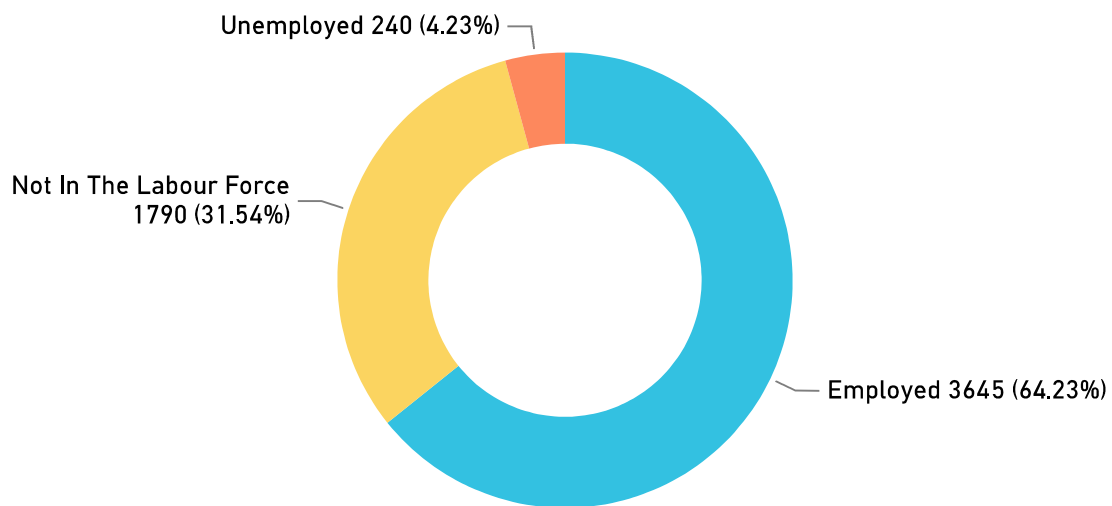
Marital Status	Population	Percent
Divorced	210	3.70%
Living Common Law	440	7.76%
Married	3415	60.23%
Never Married	1290	22.75%
Separated	105	1.85%
Widowed	210	3.70%

Education, Employment, Income

Highest Certificate, Diploma Or Degree For The Population Aged 15 Years And Over In Private Households

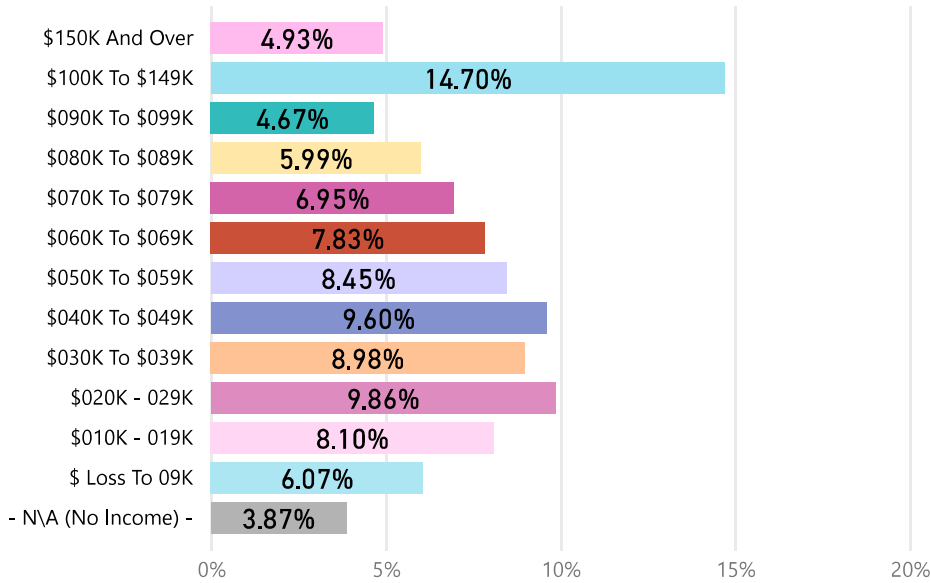


Population Aged 15 Years And Over By Labour Force Status



Education, Employment, Income

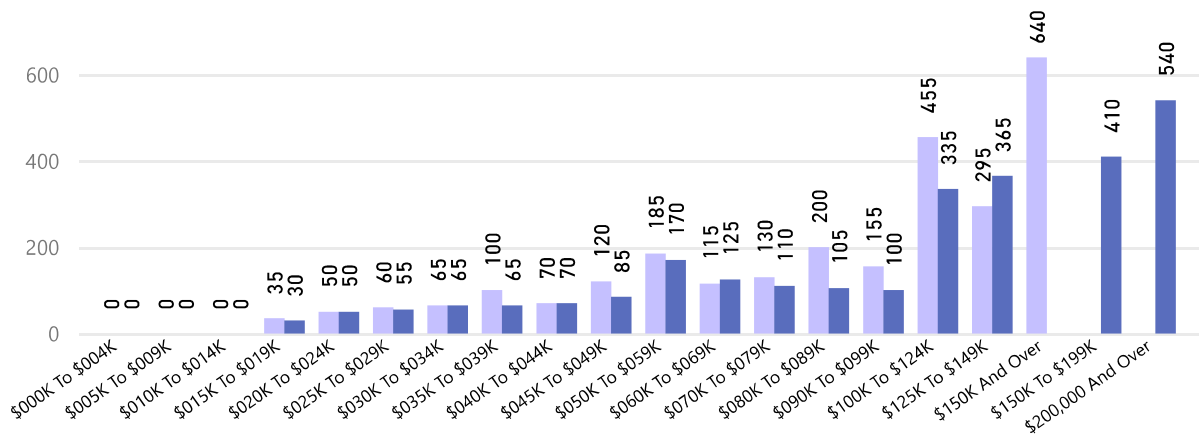
Income Groups In 2020 For The Population Aged 15 Years And Over In Private Households



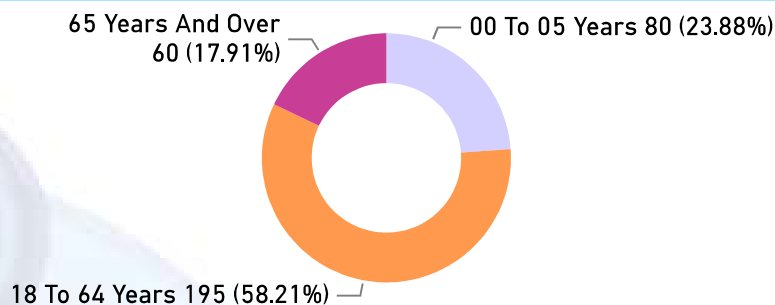
Household Income	136.60K
Average Pretax Income	
Household Income	111.30K
Average After-Tax Income	
Household Income	122.00K
Median Pre-Tax Income	
Household Income	102.00K
Median After-Tax Income	

Household Total Income Groups In 2020 For Private Households (Pre & Post Tax)

● Private Households, After- Tax Income ● Private Households, Pretax Income

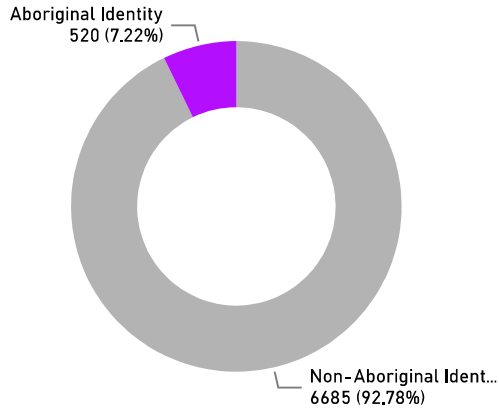


Population, By Age Group, With After Tax Income Below The Low Income Measure

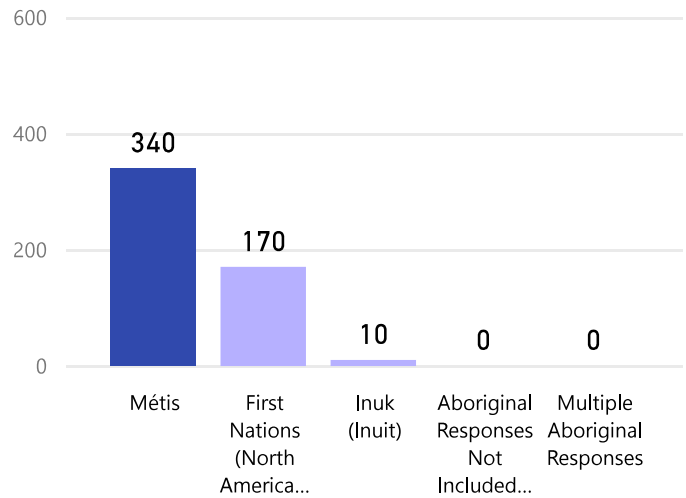


Diversity

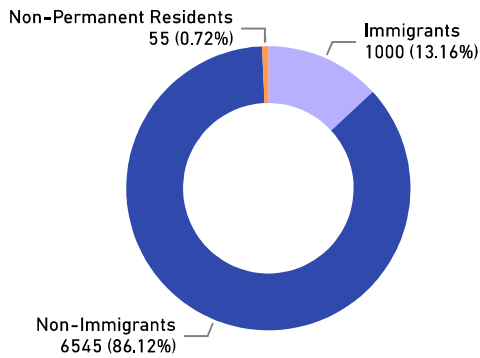
Population By Aboriginal Identity



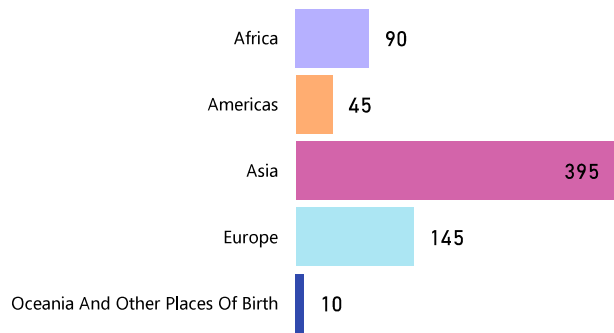
Population By Aboriginal Identity



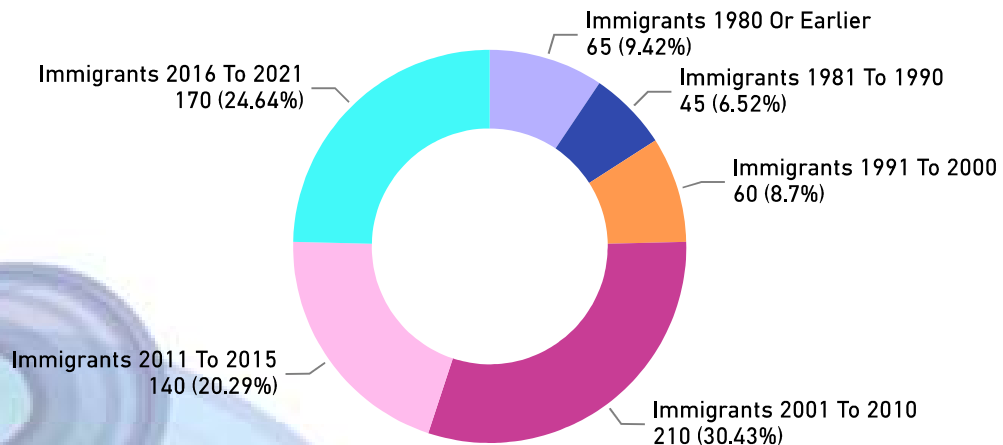
Population By Immigration Category



Immigrant Population By Region of Birth

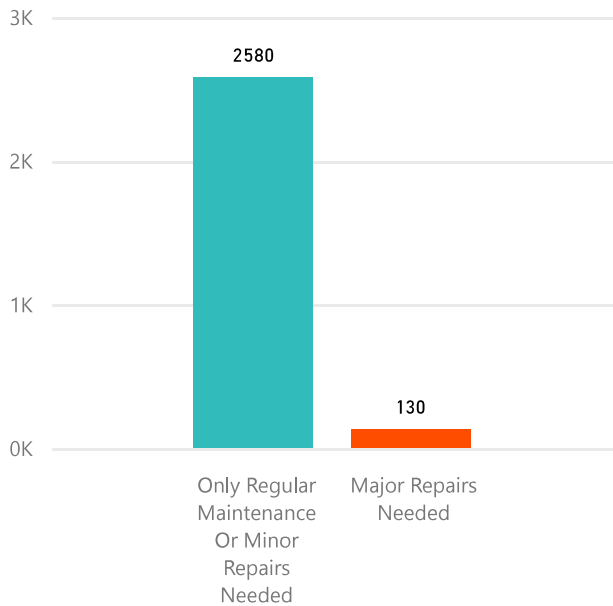


Immigrant Population By Year Of Immigration

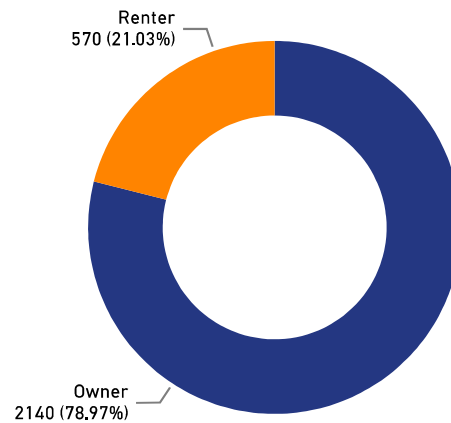


Housing

Private Dwellings Requiring Repairs



Private Dwellings By Tenure



Percent Of Owner Households Spending 30% Or More Of Household Income On Shelter

7.90%

% of Owner Households

Percent Of Tenant (Renter) Households Spending 30% Or More Of Household Income On Shelter

36.30%

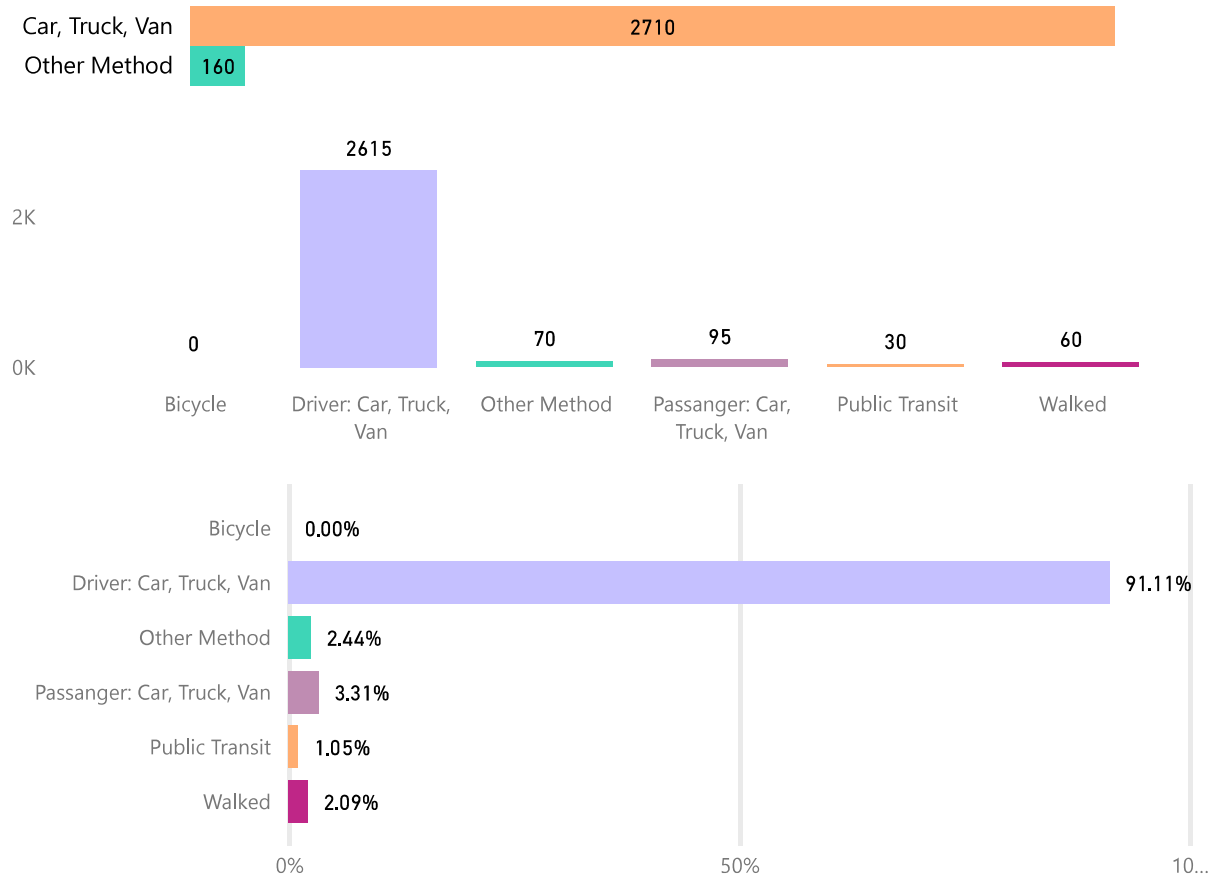
% of Tenant Households

Private Dwellings By Structure Type

Structure Type	Dwellings
Single-Detached House	2010
Apartment In A Building That Has Fewer Than Five Storeys	505
Apartment In A Building That Has Five Or More Storeys	90
Row House	90
Apartment Or Flat In A Duplex	0
Movable Dwelling	0
Other Single-Attached House	0
Semi-Detached House	0
Total	2695

Transportation

Main Mode Of Commuting For The Employed Labour Force Aged 15 Years And Over In Private Households With A Usual Place Of Work Or No Fixed Workplace Address



Commute Method	Commute Subtype	Population	%
Other Method	Bicycle	0	0.00%
Car, Truck, Van	Driver: Car, Truck, Van	2615	91.11%
Other Method	Other Method	70	2.44%
Car, Truck, Van	Passanger: Car, Truck, Van	95	3.31%
Other Method	Public Transit	30	1.05%
Other Method	Walked	60	2.09%
Total		2870	100.00%

Notes

- 1) The source of all information in this section of the Neighbourhood Profiles is from Statistics Canada, Census of Population.
- 2) To ensure confidentiality, Statistics Canada has rounded the values of the data either up or down to a multiple of 5 or 10.
- 3) The percentages in some of the tables and figures have been rounded and may not add to 100%.
- 4) All of the figures except the total population and the breakdown by age and sex are based on the population living in private dwellings, that is, not in collective dwellings. Collective dwellings include rooming houses, hotels, motels, nursing homes, hospitals, staff residences, group homes, and corrections facilities.
- 5) For definitions, see 2021 Statistics Canada Census Dictionary
<https://www12.statcan.gc.ca/census-recensement/2021/ref/dict/index-eng.cfm>

