

City of Regina Map with Heritage Highlighted

Introduction

The neighbourhood profiles provide demographic and household information from the Census. The data was obtained from Statistics Canada through the community data program and compiled by the City of Regina.



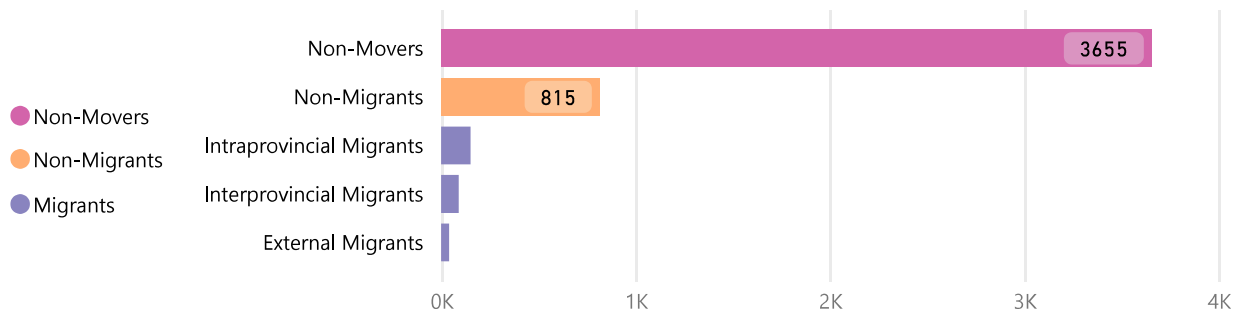
Population

Total Population, 2016
5025

Total Population, 2021
4825

% Population Change
-3.98%

Population By Mobility, 1 Year Ago



Mobility Status 1 Year Ago

Pop. Mobility Category	Population	Percentage
External Migrants	40	0.84%
Interprovincial Migrants	90	1.89%
Intraprovincial Migrants	150	3.16%
Non-Migrants	815	17.16%
Non-Movers	3655	76.95%
Total	4750	100.00%

Avg Age
38.70

Median Age
37.20

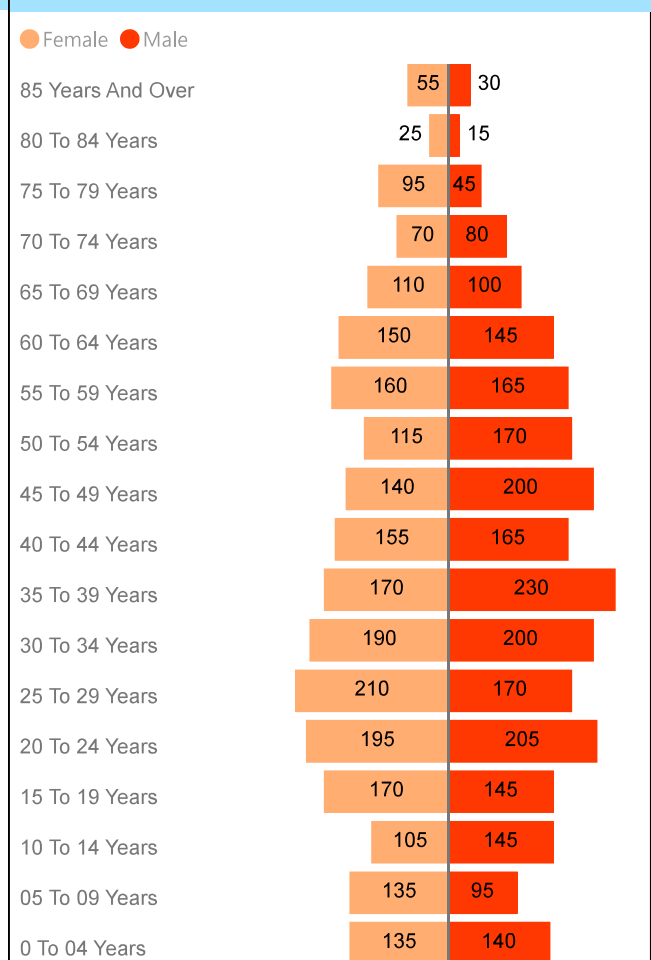
Avg Age (F)
39.00

Median Age (F)
36.80

Avg Age (M)
38.50

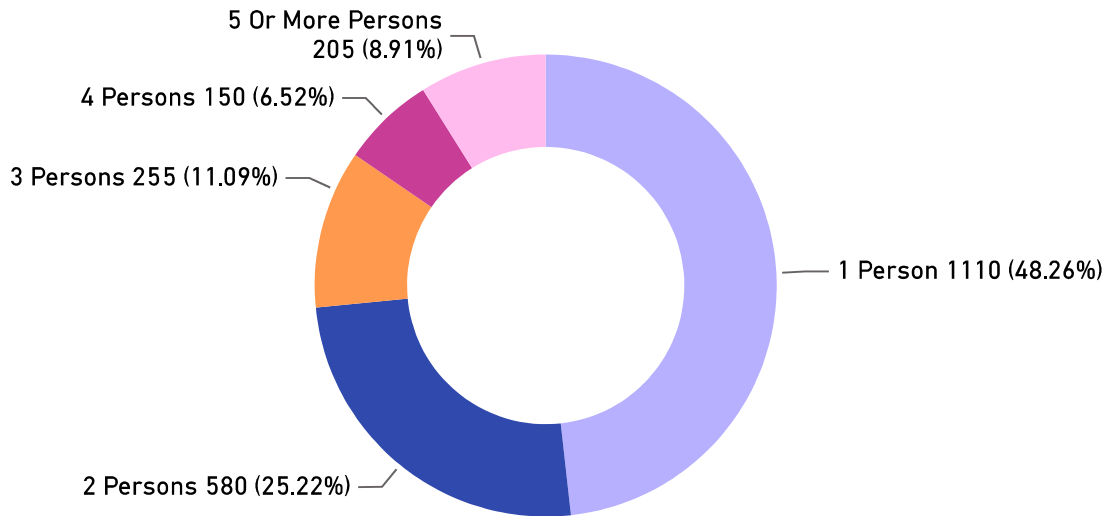
Median Age (M)
38.00

Population, by Age Structure

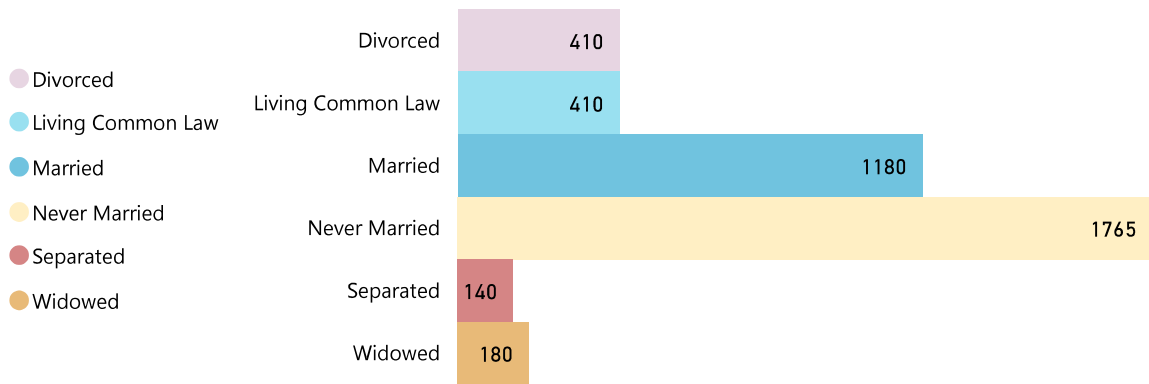


Living Arrangements

Private Households By Household Size



Marital Status For The Population Aged 15 Years And Over In Private Households

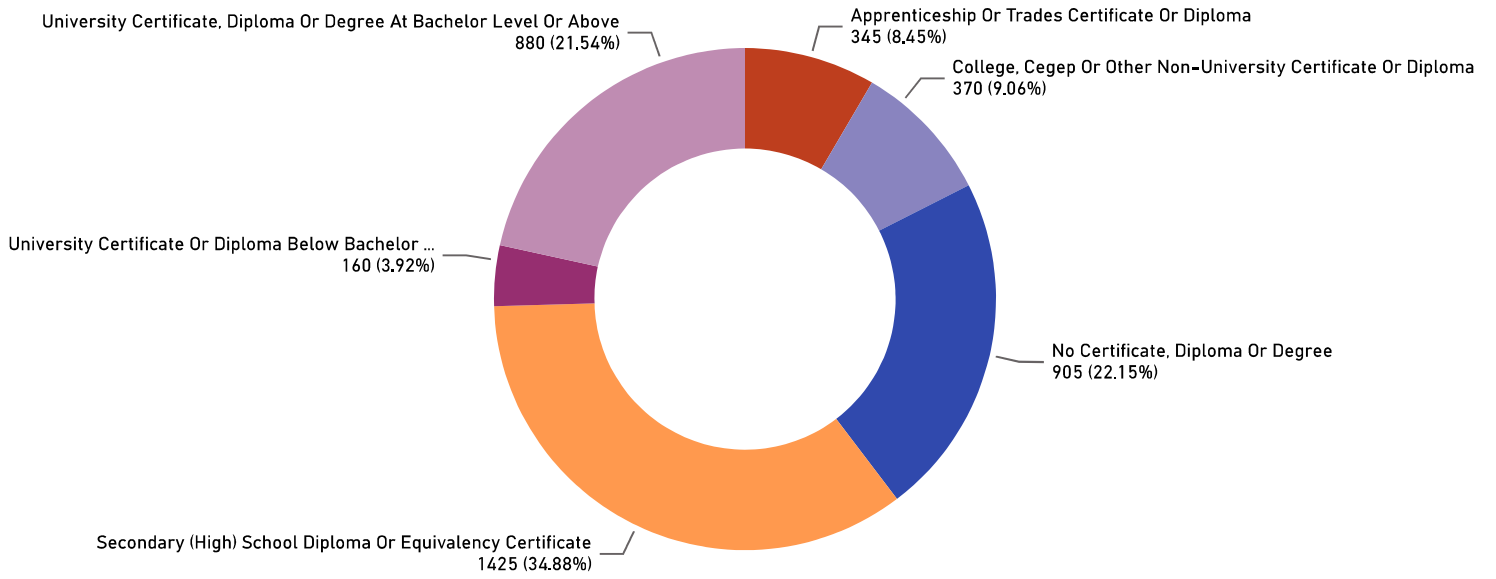


Marital Status For The Population Aged 15 Years And Over In Private Households

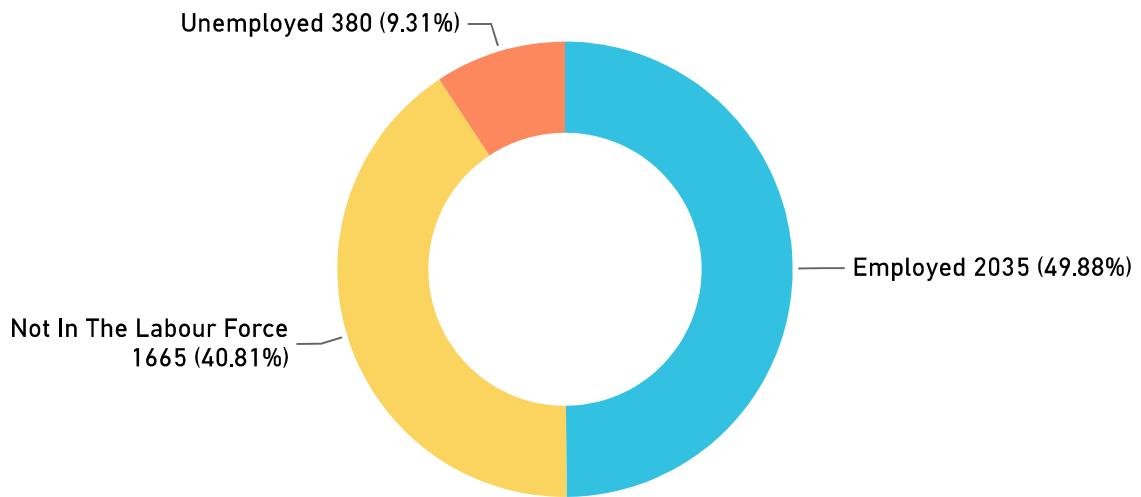
Marital Status	Population	Percent
Divorced	410	10.04%
Living Common Law	410	10.04%
Married	1180	28.89%
Never Married	1765	43.21%
Separated	140	3.43%
Widowed	180	4.41%

Education, Employment, Income

Highest Certificate, Diploma Or Degree For The Population Aged 15 Years And Over In Private Households

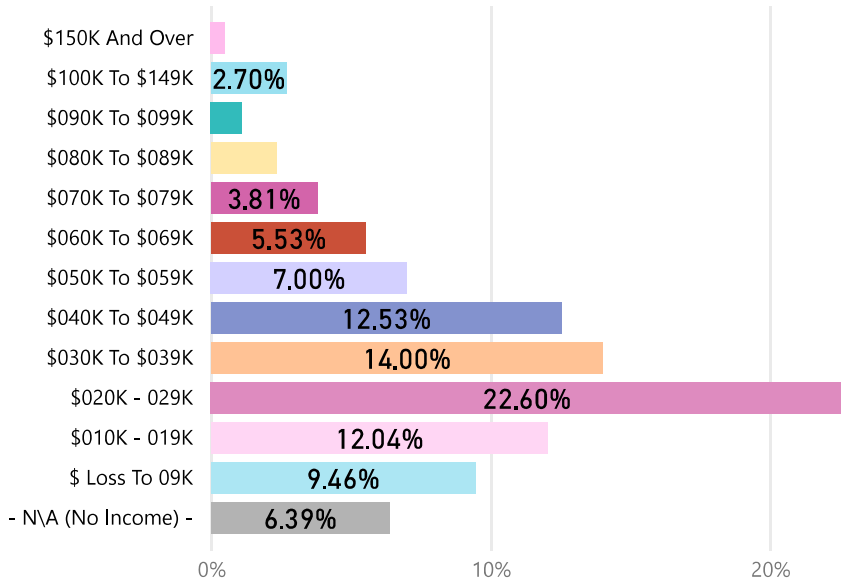


Population Aged 15 Years And Over By Labour Force Status



Education, Employment, Income

Income Groups In 2020 For The Population Aged 15 Years And Over In Private Households



Household Income

63.85K

Average Pretax Income

Household Income

56.80K

Average After-Tax Income

Household Income

51.60K

Median Pre-Tax Income

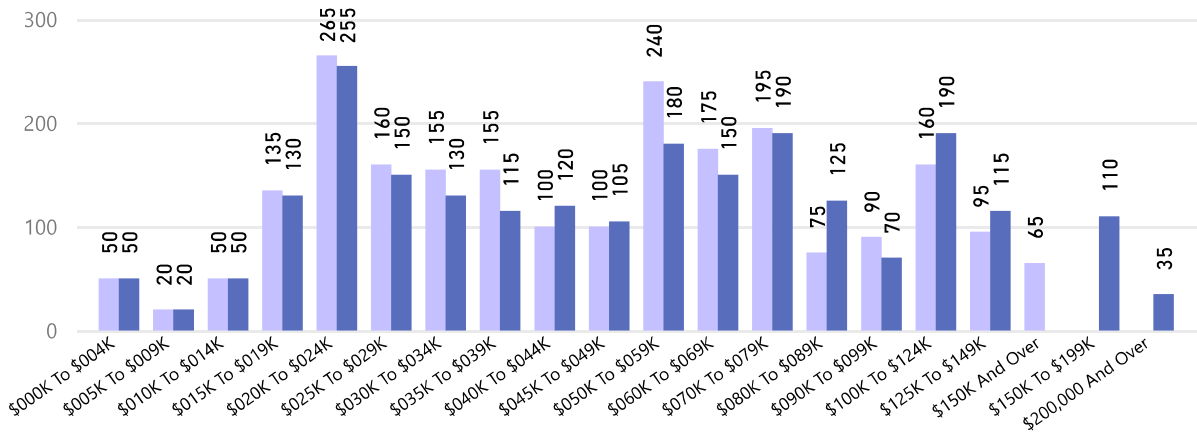
Household Income

47.20K

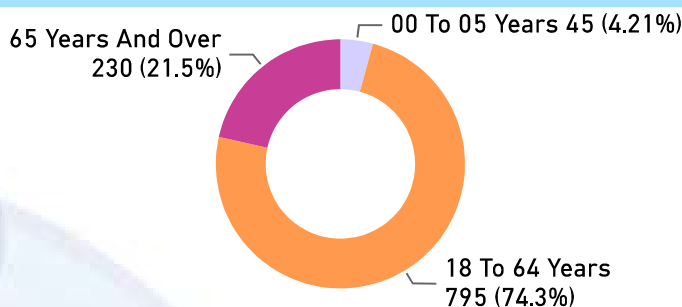
Median After-Tax Income

Household Total Income Groups In 2020 For Private Households (Pre & Post Tax)

Private Households, After- Tax Income (light blue) Private Households, Pretax Income (dark blue)

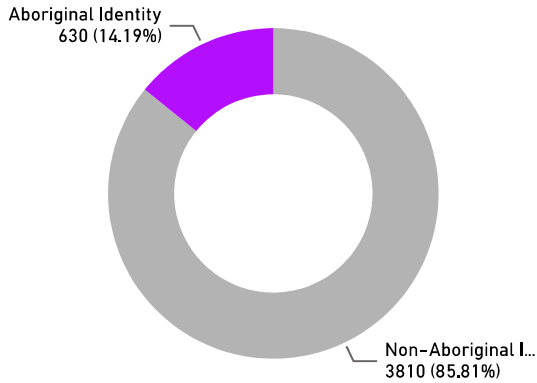


Population, By Age Group, With After Tax Income Below The Low Income Measure

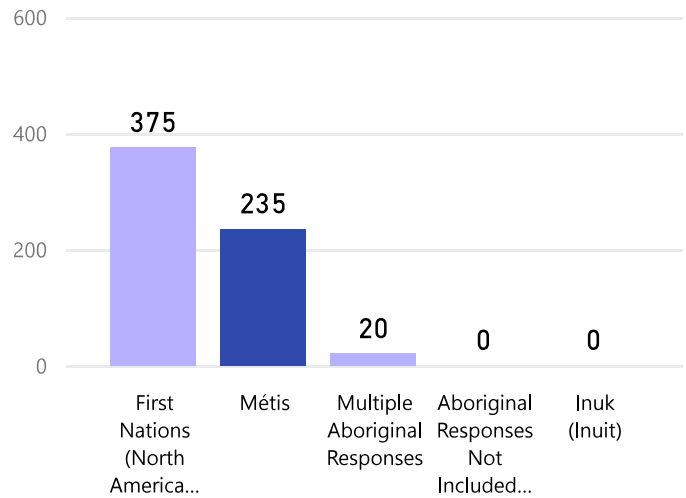


Diversity

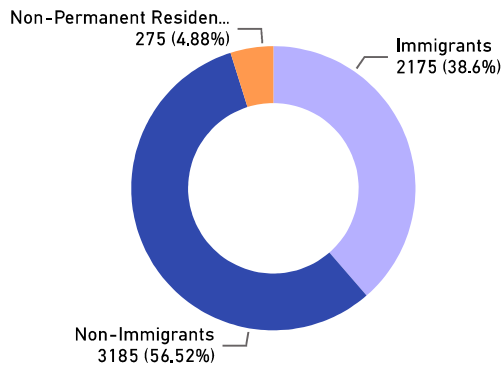
Population By Aboriginal Identity



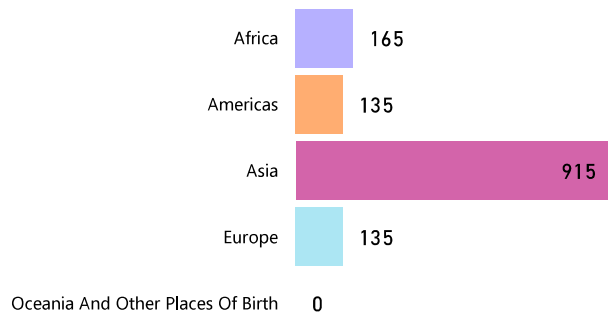
Population By Aboriginal Identity



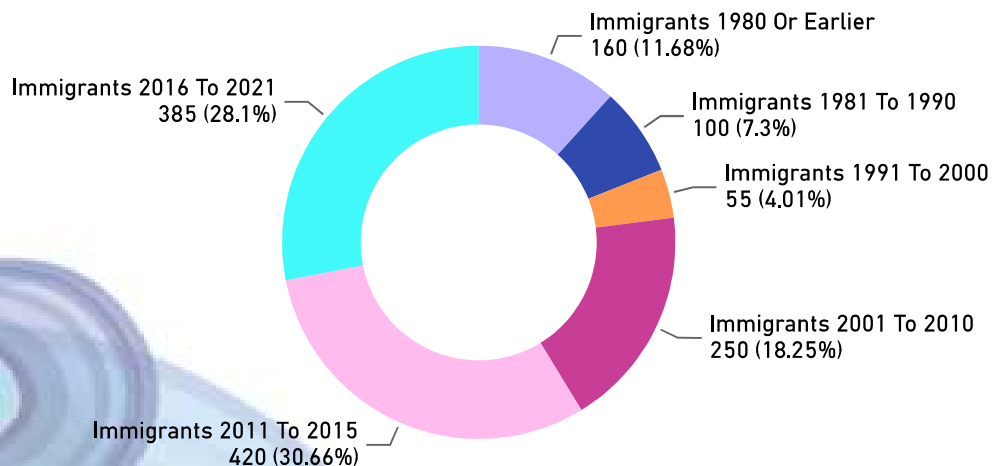
Population By Immigration Catagory



Immigrant Population By Region of Birth

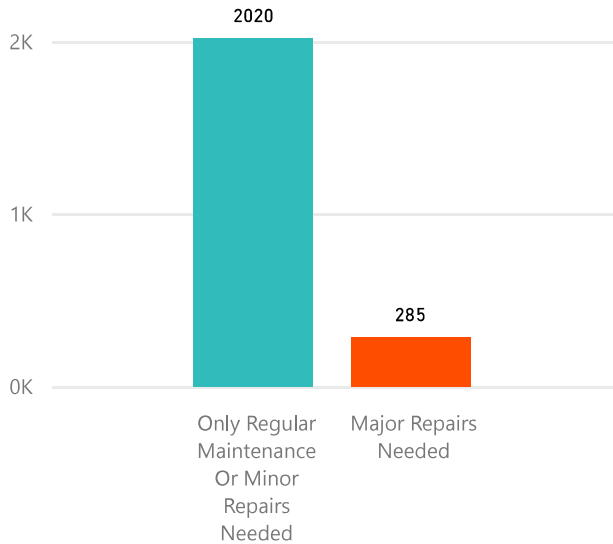


Immigrant Population By Year Of Immigration

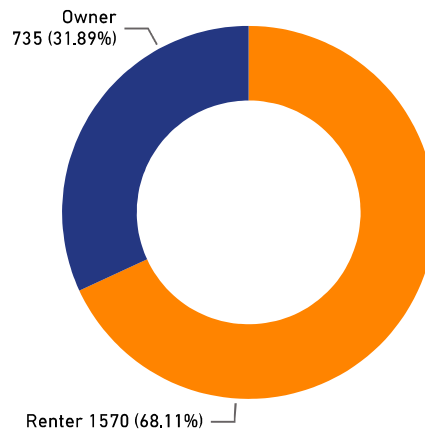


Housing

Private Dwellings Requiring Repairs



Private Dwellings By Tenure



Percent Of Owner Households Spending 30% Or More Of Household Income On Shelter

17.10%

% of Owner Households

Percent Of Tenant (Renter) Households Spending 30% Or More Of Household Income On Shelter

36.40%

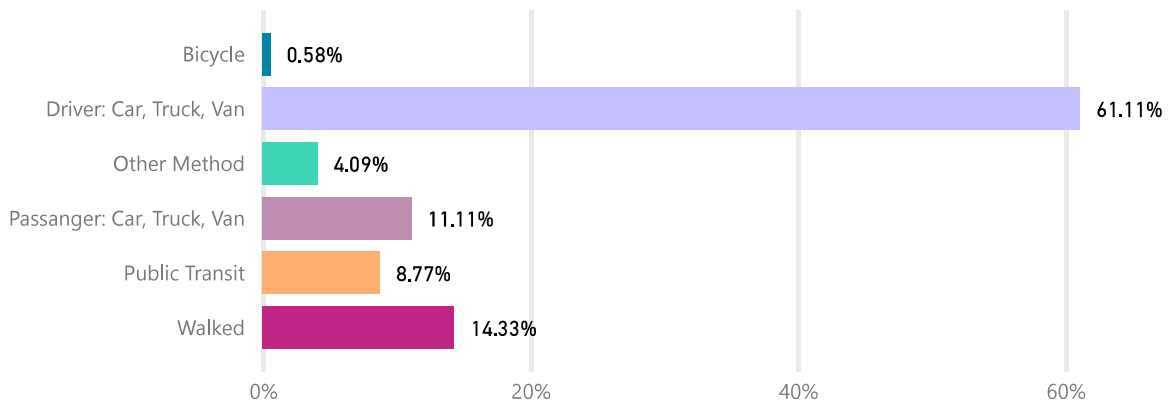
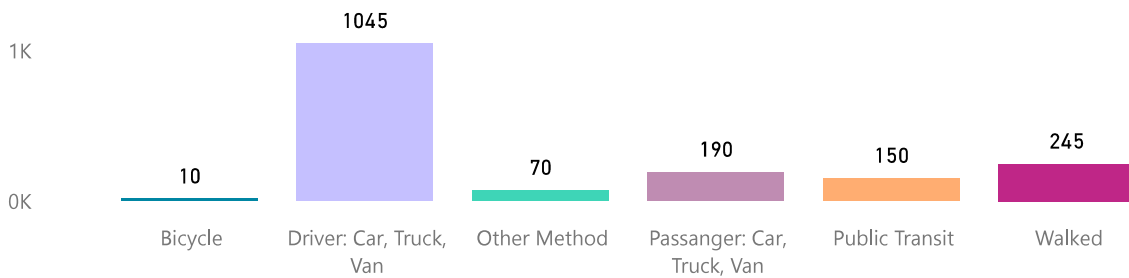
% of Tenant Households

Private Dwellings By Structure Type

Structure Type	Dwellings
Single-Detached House	920
Apartment In A Building That Has Fewer Than Five Storeys	655
Apartment In A Building That Has Five Or More Storeys	440
Apartment Or Flat In A Duplex	165
Row House	75
Semi-Detached House	50
Movable Dwelling	0
Other Single-Attached House	0
Total	2305

Transportation

Main Mode Of Commuting For The Employed Labour Force Aged 15 Years And Over In Private Households With A Usual Place Of Work Or No Fixed Workplace Address



Commute Method	Commute Subtype	Population	%
Other Method	Bicycle	10	0.58%
Car, Truck, Van	Driver: Car, Truck, Van	1045	61.11%
Other Method	Other Method	70	4.09%
Car, Truck, Van	Passanger: Car, Truck, Van	190	11.11%
Other Method	Public Transit	150	8.77%
Other Method	Walked	245	14.33%
Total		1710	100.00%

Notes

- 1) The source of all information in this section of the Neighbourhood Profiles is from Statistics Canada, Census of Population.
- 2) To ensure confidentiality, Statistics Canada has rounded the values of the data either up or down to a multiple of 5 or 10.
- 3) The percentages in some of the tables and figures have been rounded and may not add to 100%.
- 4) All of the figures except the total population and the breakdown by age and sex are based on the population living in private dwellings, that is, not in collective dwellings. Collective dwellings include rooming houses, hotels, motels, nursing homes, hospitals, staff residences, group homes, and corrections facilities.
- 5) For definitions, see 2021 Statistics Canada Census Dictionary
<https://www12.statcan.gc.ca/census-recensement/2021/ref/dict/index-eng.cfm>

